

 door-stop  
INTERNATIONAL

# Trusted Fire Door Systems



# Fire Doorsets

Trusted fire door systems



**Factory production  
control checks**



**10 day lead  
time**



**Security of  
supply**



**Extensive testing  
regimes**



**We make what  
we burn**

Part of the Masonite Group, benefiting from years of commitment to fire door safety.

'Dedication to Safety' award recognising commitment to safety testing and innovation.

Key technical personnel with experience within the fire door industry.



Residential apartment entrance 30 minute fire and smoke leakage doorset - internal and external applications.

Lead times that support reactive maintenance.

Flexible and secure production capacity to support large contracts.

Dual certification - fire and security.

30 minute fire resistance performance and smoke tested.

Secured by Design accredited and certified to PAS24.

Furnace testing to understand critical elements to why a door passes and fails.

We make what we burn - check once, check twice, check again.

Transparency and access to summary test evidence and certification.

Certification and installation documentation support legal duties to retain construction and fire safety information.

Trained competent installers are recommended for the installation of fire doorsets.

Each door individually traceable via a visual label - Digital Golden Thread.

The overview of the Door-Stop specification.

Style and colour options.

Available accessories & door dimensions.

# 1 Why Door-Stop

Part of the Masonite Group, benefiting from years of commitment to fire door safety.

‘Dedication to Safety’ award recognising commitment to safety testing and innovation.

Key technical personnel with experience within the fire door industry.



**Reputational  
Assurance**



**Stability**



**Scalability**

# 1

## Part of the Masonite Group

**Masonite International is a global manufacturer of doors with a long commitment to fire door safety.**

**Since 1925, Masonite has provided its customers with innovative products and superior service.**

As an international organisation, the company received the Underwriters Laboratories' Dedication to Safety award which recognises commitment to safety testing and innovation.

In the UK, Masonite holds a long heritage of demonstrated commitment to fire door certification with established relationships between the British Woodworking Federation (BWF) and Door-Stop International's owners, key players in supporting the introduction of the BWF Certifire certification scheme.

Door-Stop International, part of the Masonite group of companies, creates total fire door systems that are designed to delay the spread of fire and smoke. Given this, it's important to specify and install products that you have the confidence in to perform as intended, when needed. The new Door-Stop Fire and Security Dual-Certified Doorset provides residents and stakeholders in the fire door safety chain with additional layers of assurance.



# 1 Our Door-Stop Solution

Developed with safety in mind.



Reputational Assurance



Stability



Scalability

**Our new and unique Door-Stop solution has been developed with safety in mind:**

Manufacturing of fire test samples is observed by an independent witness.

Robust testing regimes - we carry out multiple tests across the range to demonstrate product performance.

Test to Destruction - to go beyond minimum standard benchmarks to account for furnace variability and provide layers of assurance.

Transparency and access to summary test evidence and certification to prove performance of the linear gap sealing between the doorset and the wall construction.

Furnace testing from both directions.

Dual certification for fire safety and security performance.

Digital 'Critical to Safety' manufacturing, monitoring and recording controls specification and traceability of every doorset.

A unique label is applied to each doorset that provides traceability to the specific order, raw materials and components.



# 2 Application

**Residential apartment entrance 30 minute fire and smoke leakage doorset.**

**Internal and external applications.**

**Lead times that support reactive maintenance.**

**Flexible and secure production capacity to support large contracts.**



Decreased  
Hassle



Reduced  
Effort



Product  
Configurator



10 working  
days lead time

# 2

## Building Requirements




The application (area in which the product is suitable) of fire doorsets is dependent upon the purpose of your building's requirements and the project itself.



Product quality



Variety

- Reactive maintenance 
- Refurbishment projects 
- New build 



# 2

## Configurator Tool

Our online configurator makes it easy to access quotations and ensures you order a doorset tailored to your needs.



Reduced Effort



Product Configurator

Our configurator tool has been designed to ensure fire door compliance factors have been considered when designing your doorset. Every door is designed to be compliant.



# 3 Performance

Dual certification – fire and security.

30 minute fire resistance performance and smoke tested.

Secured by Design accredited and certified to PAS24.

**SBD**  
PAS 24

Secured  
by Design  
Accredited

**FD30**

Bi-directionally  
Tested



Product  
Quality



Tested  
for Smoke  
Performance

# 3

## Certification Options

Click on the Certification number below to access the corresponding certificate.



Reputational Assurance



Digital Golden Thread



Risk Reduction



Transparency

	Suitable for 30 minute fire and smoke leakage (FD30S / E30Sa)	Certifire	Certisecure	SBD accredited	UKCA Mark (Applicable to external fire doorsets only)
Single Certification	✓		-	-	✓
Dual Certification	✓			✓	✓

Please click on the relevant CF or CS number to download a copy of the certificate.



# 4 Validation

**Furnace testing to understand critical elements to why a door passes and fails.**

**We make what we burn – check once, check twice, check again.**

**Transparency and access to summary test evidence and certification.**



Certifire  
Certification



Certisecure  
Certification



Secured by  
Design Initiative



Transparency

# 4

## Digital Golden Thread


The Golden Thread of information is used as an accurate and up-to-date record of building data. It will detail how a building was designed, built and maintained. The golden thread is a live document, held digitally. The record will capture a clear accountability trail within the construction industry.



# 4

## Digital Golden Thread

The Golden Thread of information is used as an accurate and up-to-date record of building data. It will detail how a building was designed, built and maintained. The golden thread is a live document, held digitally. The record will capture a clear accountability trail within the construction industry.



# 4

## What we Make is What we Burn

Door-Stop only undertake fire tests on a product that has been sampled in the presence of an independent witness, the test verified by an independent third party and the factory control process audited on a regular basis.



Transparency

**With independent monitoring of the test and manufacturing process, with documented observations recorded, it is the layers of assurance that the stakeholders need.**



Reputational Assurance

### Why it matters

How do you know that the doorset that was originally tested is not a “lab queen” (a product that has been finely engineered to pass a furnace test and to a specification that is not repeatable in volume manufacture)?

Do you only rely on one test? Is it documented that the sample was verified by an independent third party? Are you confident that the hidden components in your manufactured doors are the same as those tested?

### How Door-Stop helps mitigate your risk:

Door-Stop only undertake fire tests on a product that has been witnessed and verified by an independent third party. This means that the regular manufacturing process is observed, a sample is removed under regular production conditions and the material and manufacturing parameters verified, to ensure that the parts of the doors that can't be seen (such as the core material) are documented.

The doorset is permanently marked by the witnesses and documented. These documents are cross checked at the fire test stage and included in the furnace report. This demonstrates that the fire doorset tested is the same as the sample produced under witness. Door-Stop production is regularly independently audited to ensure the same specification is produced, ensuring we make what we burn.



Risk Reduction

How do you know that a manufacturer has declared the accurate specification of the doorset on the fire test report, using the specification of components that they intend to make the door with?



Product Quality



# 4

## Primary Test Evidence

At Door-Stop, we undertake multiple furnace testing across the full range of our Fire Doorsets to understand not only what makes a door pass, but also what makes a door fail.



Transparency

**Our technical team are dedicated to all elements of the 'pass' process to ensure the specification, production and design delivers a door that performs when required.**

If you are only relying on one primary test, with a small factor of safety or overrun, how do you have the assurance that a product will pass a test repeatedly?



Reputational Assurance

We also go the extra mile to provide transparency through access to summary test evidence and certification for all stakeholders and third-party certification bodies alike.

If you are relying on the primary test evidence from only one test, or if a manufacturer has only furnace tested one door, how can you; the stakeholder or duty holder, comprehend and validate the performance of these doorsets?



Risk Reduction

### Why it matters

Furnace testing is subject to variation and this means that one day a door could pass, and on the next day that same specification might fail.



Product Quality

Ask your manufacturer to confirm how long the test runs for. With furnace variability, relying on one furnace test that was stopped close to 30 minutes could be a risk.

# 4

## Primary Test Evidence

We burn to pass and we burn to fail.



Transparency



Reputational Assurance



Risk Reduction



Product Quality

### How Door-Stop helps mitigate your risk:

At Door-Stop we have undertaken multiple fire tests across our range of doorsets, gaining thorough knowledge of our product, with the objective of understanding what makes a product pass, but also the contributory factors which make a product fail.

As the first Certifire Dual certificated manufacturer to list the primary test evidence reports in our certificate, we've also access to summary test evidence and certification is made available to stakeholders and third party certification bodies alike, in order for them to provide independent, expert opinion in regard to top performance.

The following fire resistance test report numbers have been used to provide the scope contained within CF 5863 and have been sampled in accordance with TS10.

CFR 1712081  
CFR 1810121  
CFR 1903121  
CFR 1912172  
WF 384034

CFR 1808291  
CFR 1812041  
CFR 1910221  
CFR 1912181

CFR 1808301  
CFR 1812051  
CFR 19120231  
WF 348533

CFR 1809201  
CFR 1902051  
CFR 1911201  
WF 384028

The above referenced fire resistance test data includes doorsets opening both towards and away from the furnace conditions proving the suitability of fire exposure from either direction.

# 4

## Dual Certification

Door-Stop is one of the few fire doorset manufacturers to test and certify our doors for both fire and security.



Design & Aesthetics

**Ensuring our products meet the Certisecure CS 5112 / Certifire CF 5863 standards means at the heart of what we do is a holistic approach to the resident's safety needs.**



Reputational Assurance

### Why it matters

There are many doorsets that are placed on the market that have fire certificates and security certificates.



Reduced Anxiety

There are only a few doorsets that are truly dual certificated for fire and security with the identical specification.



Variety

Whilst ensuring a product is fit for purpose and meets expectations where fire safety is concerned, why wouldn't you simultaneously consider the security needs of said product to comfortably exceed fit for purpose status?



Product Quality

### How Door-Stop helps mitigate your risk:

Door-Stop fire doorsets are certificated by Warringtonfire under the following certificate numbers:

Certifire CF 5906 (Certificated for Fire).

Certisecure CS 5112 / Certifire CF 5863 (Certificated for Security and Fire).

By opting to manufacture fire doorsets as dual certified, and simultaneously making summary test evidence and certification access available, we aspire to provide reputational assurance in the quality of our product making a fire doorset that is truly fit for purpose.

# 4

## CTS Framework

Check once, twice and then check again – The Door-Stop CTS Framework. There are no second chances with fire doors, the specification must be maintained throughout the manufacturing process.



Design & Aesthetics



Reduced Anxiety



Digital Golden Thread



Risk Reduction



Product Quality

**Door-Stop have developed a digital Critical to Safety framework (CTS) system that allows layer upon layer of checks throughout the production process, providing the needed level of assurance, for the stakeholders, around our certification.**

### Why it matters

The stakeholders in the procurement process should ensure their suppliers are not relying on limited or irregular checks on production.

The slightest change in specification can impact the fire performance of a doorset.

Fire doors are part of the stakeholders' passive fire protection strategy for a building, they are a safety element that has 'critical to life' safety properties.

Recommended in the Hackitt report, the draft Building Safety Bill is suggesting that stakeholders will have a digital golden thread of information on the critical to safety elements of their buildings.

As a stakeholder, you need to confidently validate, now and in the future, the journey of your selected product from test sample, through production and the full lifecycle of the product.

### How Door-Stop helps mitigate your risk:

As a responsible manufacturer of life safety products, Door-Stop ensure our products are checked multiple times through our digital 'Critical to Safety' framework. This provides the stakeholder with a clear journey and golden thread of information.

We manufacture the doorsets from raw components only, which means we oversee every detail of the doorset construction.

We know and track every material, control, process and specification of every component. By knowing our product inside and out, we create a permanent digital golden thread of information for each product.

Offering the confidence and reassurance that we, your supplier, have recorded every element of the production journey to be appraised at any time, is the very essence of the Digital Golden Thread.

# 4

## Design & Regulations

Satisfying CDM Regulations and installation certification documentation.



Design & Aesthetics



Transparency



Decreased Hassle



Reduced Effort



Availability

**With the new Construction (Design and Management) Regulations (CDM 2015) in place, Door-Stop provide full installation instructions, videos and additional resources, outlining the safe and compliant installation regime of your fire doorset product, to ensure the CDM regulation requirements of providing the relevant safety information for the product's installation and service life is satisfied and adhered to.**

### Why it matters

CDM identifies responsibilities of suppliers in regard to the safety of construction products.

Construction companies will need to provide information, instruction, training and supervision, with workers having their training needs assessed against the needs of the job and employers to meet the gap in skills knowledge through appropriate training.

Crucially if you supply fire door assemblies or doorsets the new CDM regulations may make it your responsibility to provide safety information regarding the use of a product throughout its installation and service life to be kept as part of the CDM file for the building.

This includes installing a product correctly and providing installation and maintenance instructions to the building manager or customer in order for them to be able to inspect and maintain the fire door product safely.

The designer's role when preparing or modifying designs is to eliminate, reduce or control foreseeable risks that may occur during construction or maintenance and use of a building after it's been built. The designer also provides information to other members of the project team to help them fulfil their duties.

### How Door-Stop helps mitigate your risk:

Door-Stop has stepped forward in providing full installation instructions, videos and additional resources, outlining the safe and compliant installation regime of the fire doorset product. Furthermore, we hold primary test evidence and certification of our doorset product, including specifics such as testing with the lineal gap sealing method and material. We are providing the extra step in the design and consequent testing of our products, to reduce hassle and improve product quality for the safety of its user.

# 4

## Traceability

Product Traceability Access to Specification and Certification.



Transparency



Reputational Assurance



Risk Reduction

**Door-Stop prides itself upon transparency by providing all products with a visible traceability label containing a unique sequential number.**

**This label relates to the specification and certification of the doorset which is available via our website for ease of access, product transparency and to offer the layers of assurance our stakeholders require.**

### Why it matters

Without product traceability, how can you, the dutyholder, the buyer, the resident, be sure that the product installed is identical to the door that was tested?

In one year from installation, how will you remember what type of door it is, who the manufacturer was and what specification it has been manufactured to?

How will stakeholders regularly check the doorset for compliance with specification?

In fact, how can you be sure that it is even a fire door?

If you don't have access to full product labelling, traceability and the fully published information of the product, how can other stakeholders manage this product throughout its lifetime?

### How Door-Stop helps mitigate your risk:

Traditionally, manufacturers hide their specification behind closed doors making it extremely difficult for stakeholders to scrutinise and verify the specification.

At Door-Stop we manufacture Fire Doorset products with a fixed and visible traceability label containing a unique sequential number. This label provides the visible link back to the certification at the manufacture of that individual doorset.

As we are determined to avoid any ambiguity, specifiers, purchasers and residents can access the key features of the specification and associated certification.

Each doorset has a unique serial number that aids traceability of the product where specification compliancy is concerned. Tiny differences in specification can have a negative impact on a doorset when tested, so we intend to avoid this by demonstrating product traceability and specification transparency from the outset.

# 5 Installation

**Certification and installation documentation supports legal duties to retain construction and fire safety information.**

---

**Trained competent installers are recommended for the installation of fire doorsets.**

---

**Each door individually traceable via a visual label - Digital Golden Thread.**

---



Reputational Assurance



Digital Golden Thread



Social Responsibility



Risk Reduction

# 5

## Installation Recommendations

Fire Doorsets are life safety products. They are complex systems of components, tested and independently third party certificated.


**To achieve 30 minute fire performance, Door-Stop fire doorsets must be installed in strict accordance with the certificate, data sheet and installation instructions.**

It is your responsibility to:

1. Follow the guidance correctly, in full.
2. Ensure that the doorsets are installed by a competent installer, using the correct materials to the exact specification.
3. Failure to follow the instructions and install the doorsets to the specified standard may compromise the performance of the doorset in a fire, and will resultantly invalidate the certification of the fire doorset and the warranties provided.

It is the building designer's responsibility, not that of Door-Stop, to:

1. Ensure the correct doorset specification is used for the particular development, construction or building type.
2. Minimum criteria certification requirements must be followed in their entirety in order to ensure a compliant installation.



The certificate and data sheet can be downloaded from [www.warringtonfire.com](http://www.warringtonfire.com).

Declarations of Performance for UKCA Mark can be downloaded from [masonite.co.uk/dop](http://masonite.co.uk/dop).

The removal of the label/s will result in a failure to meet the certification and therefore invalidate the warranties.

# 5

## Installation Recommendations



### Documenting the installation

Door-Stop recommend that the installation be documented in order to demonstrate methods and materials used for installation, as it may need to be scrutinised by third parties to evaluate compliance.

Documentation of installation may include (the following list is a recommendation and is not exhaustive):

1. A copy of the Door-Stop Fire Doorset installation instructions.
2. Record of the unique traceability number on the label.

3. A copy of the supporting documentation of the chosen perimeter wall to frame lineal gap sealing materials and methods.

4. Documentation of checks or inspections that were undertaken throughout the installation process.

5. The date and identity of who carried out the installation.

6. The specification of fixings.

7. Photographic or film evidence of the installation process.

The certificate and data sheet can be downloaded from [www.warringtonfire.com](http://www.warringtonfire.com).

Declarations of Performance for UKCA Mark can be downloaded from [masonite.co.uk/dop](http://masonite.co.uk/dop).

The removal of the label/s will result in a failure to meet the certification and therefore invalidate the warranties.

# 5

## Installation Recommendations



### Competent installers

It is recommended that competent installers are used for the installation of fire doorsets. One way of demonstrating competence is to engage third party certificated installers.



### Traceability & certification

Traceability labels on the hinge edge of the door leaf provide a critical traceability link from the specific doorset back to the manufacturer and relevant certification throughout the life service of a product.

The label references the specific certificate and data sheet relating to the doorset, and the unique traceability number of the label provides traceability to the manufacturing processes, raw materials and components that relate to the specific doorset.

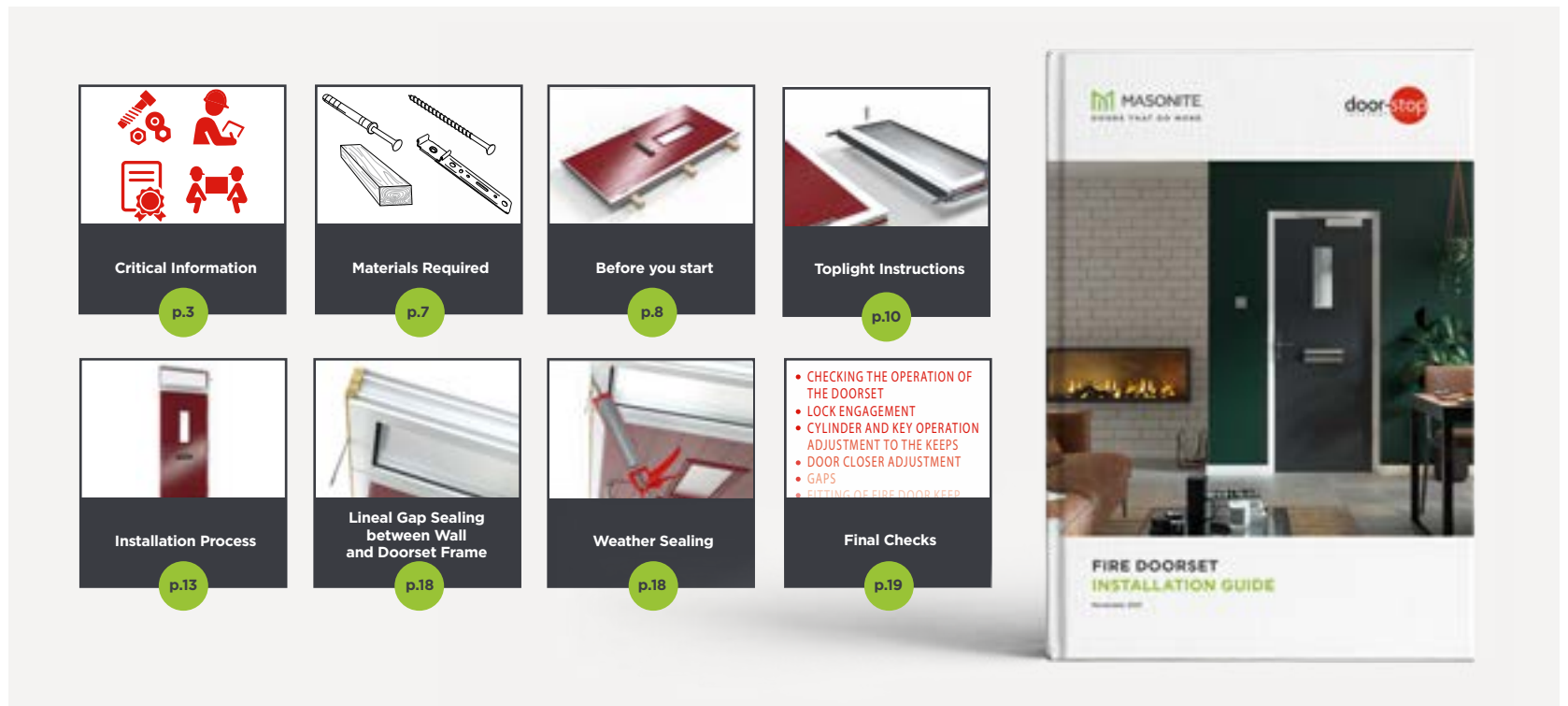
The certificate and data sheet can be downloaded from [www.warringtonfire.com](http://www.warringtonfire.com).

Declarations of Performance for UKCA Mark can be downloaded from [masonite.co.uk/dop](http://masonite.co.uk/dop).

The removal of the label/s will result in a failure to meet the certification and therefore invalidate the warranties.

# 5

## Installation Support



The image displays a grid of eight installation support icons and a book cover for the 'FIRE DOORSET INSTALLATION GUIDE'. The icons are arranged in two rows of four. Each icon is a square with a dark background, a white border, and a green circle at the bottom containing the page number. The icons are: 1. Critical Information (p.3) with icons of a wrench, screwdriver, and people; 2. Materials Required (p.7) with icons of a screw, a level, and a metal bar; 3. Before you start (p.8) with an image of a red door; 4. Toplight Instructions (p.10) with an image of a door's top light; 5. Installation Process (p.13) with an image of a door; 6. Lineal Gap Sealing between Wall and Doorset Frame (p.18) with an image of a door frame; 7. Weather Sealing (p.18) with an image of a door's weather seal; 8. Final Checks (p.19) with a list of items: CHECKING THE OPERATION OF THE DOORSET, LOCK ENGAGEMENT, CYLINDER AND KEY OPERATION ADJUSTMENT TO THE KEEPS, DOOR CLOSER ADJUSTMENT, GAPS, and FITTING OF FIRE DOOR KEEP. To the right of the grid is a book cover for the 'FIRE DOORSET INSTALLATION GUIDE' by MASONITE and door-stop, featuring an image of a door in a room.

# 6 Product & Specification

[Overview](#)

[Styles](#)

[Colours](#)

[Accessories](#)

[Dimensions](#)

# 6

## Specification

### Overview

Doorsets are available as single or dual certification.

### Integrity / Insulation

Door-Stop fire doorsets are available with classification for either 30 minute fire integrity and smoke leakage or, where unglazed, 30 minute fire integrity and insulation and smoke leakage.

### Thermal Performance

Thermal transmittance of Door-Stop fire doorsets has been assessed to BS EN 10077-2.

### Acoustic Performance

Door-Stop fire doorsets are tested for acoustic performance to BS EN ISO 10140.

### Weather Testing

Door-Stop external fire doorsets have been successfully tested to BS 6375-1 (Classification: 880U) for weather performance.



### Certification

30 minute fire and security doorset tested to BS 476: Part 22 or BS EN 1634-1 (FD30S / E30Sa).

Single certificated to BS 476: Part 22 by Warrington Certifire scheme. Certificate number CF 5906.

Dual certificated to BS 476: Part 22 and PAS24:2016 by Warrington Certifire scheme and Certisecure schemes. Certificate numbers CS 5112 / CF 5863.

Tested for cold smoke leakage to BS EN 1634-3.

Dual certificated doorsets accredited by Secured by Design.

External doorsets UKCA marked.

# 6

## Specification

Overview continued...

### Locking Mechanism

GU Multipoint slam lock with intumescent protection.

### Handle & Cylinder

Lever/lever solid spindle. UAP Kinetica Euro Cylinder. BSI 3\* Kitemarked.

### Hardware / Furniture

Certifire approved TS008 letterplate with security cowl.

Eyeviewer available at low and high height for wheelchair accessibility.

Trojan surface mounted urn knocker.

Certifire approved surface mounted door closers (Dormakaba TS72 v-arm or TS92 slide arm).

Fully suited in gold and chrome.

### Doorset Construction

Timber hybrid design. Doorset comprises solid timber core with durable, low maintenance GRP outer skins. UPVC frame with timber core reinforcement providing structural stability for all key compartments.

### Threshold Option

Low threshold in aluminum for accessibility.

Optional 150mm UPVC sill.

### Glazed Apertures

Glazing is installed into the doorleaf using a colour matched glazing cassette. Insulated glass unit with Pilkington Pyrodur and Pilkington K glass (available in clear or stippolyte P1A).

### Toplight Construction

Four sided frame with dedicated hardwood coupler.

### Hinge Type

3 x Grade 13, CE marked stainless steel butt hinges with intumescent protection.

Door-Stop International Limited reserves the right to alter specifications and descriptions without prior notice as part of our policy of continual development. This may affect pricing within your quote.

# 6

## Get Started on your Specification

Choosing a door style.

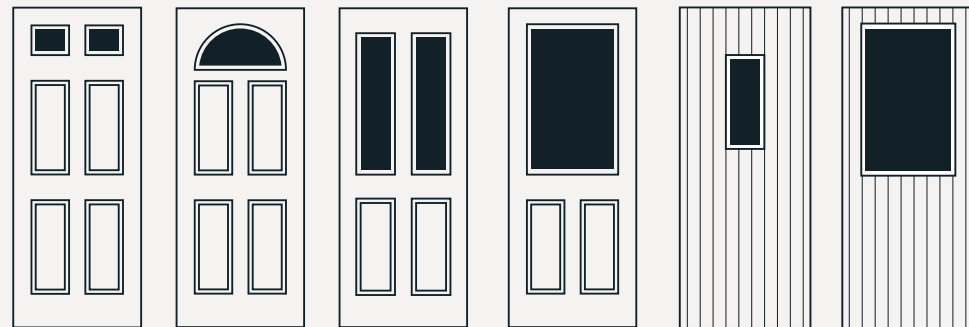
**When it comes to Door-Stop fire doorsets, it's not just about performance characteristics, we have also thought carefully about aesthetics.**

Our fire doorsets are available across a wide range of paint colours, door styles, ironmongery and glazed aperture variations.

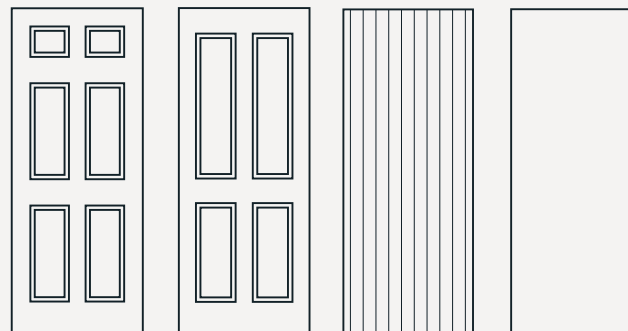
Whatever you choose, you can be assured that our entire product range has been third party certificated and is manufactured under our strict factory production control system, meaning that we have complete oversight of every raw material, every component and every process. We have complete traceability of every single doorset.

**Door-Stop fire doorsets are available with classification for either 30 minute fire integrity and smoke leakage, and where unglazed, 30 minute fire integrity and insulation and smoke leakage.**

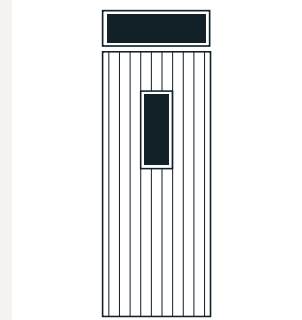
### Fire integrity doorsets



### Fire integrity and insulation doorsets



### (Doorsets including a topbox offer fire integrity only)



# 6


## Doorset Colours

Internal & External Colour Combinations.

**For the door leaf itself, we have eleven colours on offer, which can be specified on both sides.** Customers can even select different colours on either side - allowing an additional element of design flexibility and doorset personalisation.



Red



Black




Chartwell Green



Duck Egg Blue



Cream



Green




White




Black Brown



Poppy Red  
(High Gloss)





Grey



Blue

# 6 Accessories

## Furniture Colours



## Lock & Cylinder



## Glass Options



Clear

Stippolyte

# 6

## Accessories

Two options of surface mounted door closer.





**The Door-Stop fire doorset is available with two options of surface mounted door closers.**

The TS72 v-arm closer can be fitted to the internal face of the door only, and the TS92 slide arm closer, when used with internal flat entrance fire doorsets, is suitable to be fitted to both the internal and external face of the doorset.

Where the TS92 slide arm closer is to be installed on an external flat entrance fire doorset, internal fitting can be specified.





Both closers are available in gold and chrome finish and the fixing positions are pilot drilled for installation on site.

**DORMA TS72**  
Surface Mounted

- Rack and pinion v-arm closer** 
- Variable closing force EN 2-4** 
- Tested and CE marked to EN 1154** 
- Third party certificated by Certifire under CF 268** 



**DORMA TS92**  
Surface Mounted

- Cam action, slide arm closer** 
- Variable closing force EN 1-4** 
- Tested and CE marked to EN 1154** 
- Third party certificated by Certifire under CF 119** 



# 6

## Doorset Dimensions


When interpreting the dimensions on page 35, please be mindful of the following:

- Dimensions shown are for the full doorset (including door frame).
- Sill (+30mm) and add-on to the head (+15mm) are additional to the standard doorset dimensions (without topbox) shown.
- Maximum height is 2500mm, inclusive of topbox.
- The door closers listed in the dimensions refer to the Dormakaba TS72 (V-arm) and TS92 (slide arm) options, as shown on page 33.



# 6


## Doorset Dimensions



**4 panel 1 arch**



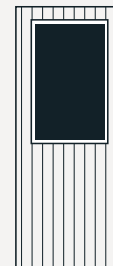
**2 panel 2 square**



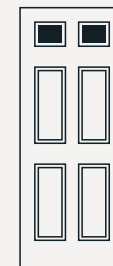
**2 panel 1 square**



**4 panel**



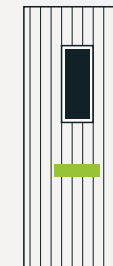
**cottage half glaze**



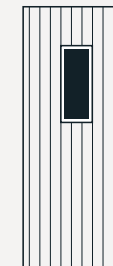
**4 panel 2 square**



**6 panel**



**Cottage 1 Square (with letterplate)**



**Cottage 1 Square (no letterplate TS72)**

**Width**

850 - 1015

884 - 1015

884 - 1015

850 - 1015

884 - 1015

850 - 1015

850 - 1015

815 - 1015

555 - 1015

**Height**

2045 - 2079\*

2045 - 2079\*

2045 - 2079\*

2045 - 2079\*

2045 - 2079\*

1969 - 2079\*

1969 - 2079\*

1969 - 2079\*

1969 - 2079\*

**Height with Topbox (TS72 closer)**

2257 - 2500

2257 - 2500

2257 - 2500

2257 - 2500

2257 - 2500

2181 - 2500

2181 - 2500

2181 - 2500

2181 - 2500

**Height with Topbox (TS92 closer)**

2257 - 2500

2257 - 2500

2257 - 2500

2257 - 2500

2257 - 2500

2181 - 2500

2181 - 2500

2181 - 2500

2181 - 2500

**Topbox**

212 - 421

212 - 421

212 - 421

212 - 421

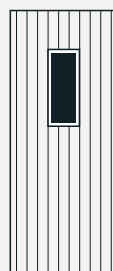
212 - 421

212 - 421

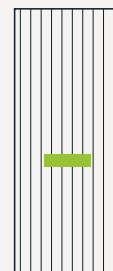
212 - 421

212 - 421


212 - 421




**Cottage 1 Square (no letterplate TS92)**



**Cottage (with letterplate)**




**Cottage (no letterplate TS72)**




**Cottage (no letterplate TS92)**




**Flush (with letterplate)**



**Flush (no letterplate TS72)**



**Flush (no letterplate TS92)**



**Cottage Utility (no door closer)**



**Flush Utility (no door closer)**

**Width**

755 - 1015

815 - 1015

555 - 1015

755 - 1015

815 - 1015

555 - 1015

755 - 1015

555 - 1015

555 - 1015

**Height**

1969 - 2079\*

1969 - 2079\*

1969 - 2079\*

1969 - 2079\*

1969 - 2079\*

1969 - 2079\*

1969 - 2079\*

1969 - 2079\*

1969 - 2079\*

**Height with Topbox (TS72 closer)**

2181 - 2500

2181 - 2500

2181 - 2500

2181 - 2500

2181 - 2500

2181 - 2500

2181 - 2500

2181 - 2500

2181 - 2500

**Height with Topbox (TS92 closer)**

2181 - 2500

2181 - 2500

2181 - 2500

2181 - 2500

2181 - 2500

2181 - 2500

2181 - 2500

2181 - 2500

2181 - 2500

**Topbox**

212 - 421

212 - 421

212 - 421

212 - 421

212 - 421

212 - 421

212 - 421

212 - 421

212 - 421

All sizes are in mm.\*Doorset only, excluding sill (+30mm) or add-on to head (+15mm)



[www.masonite.co.uk/firedoorsets](http://www.masonite.co.uk/firedoorsets)