

CLASSIC COMPOSITE DOORS

Secure, Energy Efficient Composite Doors



Contents

Page 1 - Front Cover
Page 2 - Contents
Page 3 - Why Us
Page 4 - Energy Saving
Page 5 - Weatherproof
Page 6 - Locking Systems
Page 7 - Looking After Your Door
Page 8 - Frame Options
Page 9 - Threshold & Cill Options
Page 10 - Door Colours
Page 11 - SFS Hinges & Ultion Cylinders
Page 12 - Classic & Sweet Hardware Ranges
Page 13 - Forged & Architectural Hardware Ranges
Page 14 - Heritage & Contemporary Hardware Ranges
Page 15 - Choosing Your New Door
Page 16 - 26 Traditional Door Range
Page 27 - 38 Cottage Door Range
Page 39 - 50 Contemporary Door Range
Page 51 - 59 Continental Door Range
Page 60 - 61 Heritage Door Range
Page 62 - 63 Stable Door Range
Page 64 - 65 Compact Door Range
Page 66 - French Door Range
Page 67 - Door Gallery
Page 68 - Back Cover

At Classic Composite Doors we specialise in high quality composite doors that combine style, security and energy efficiency.

With many years of experience in the industry, we've refined our range to offer doors that boost the kerb appeal of any property, while delivering outstanding strength, insulation and weather performance. Our doors are built to withstand tough conditions and everyday use. A robust core, advanced locking systems and carefully engineered frames work together to provide superior security, thermal efficiency and noise reduction.

What sets us apart is our commitment to quality at every stage, from thoughtful design and precise manufacturing, through to reliable delivery and after sales support.

Whether you prefer a modern or traditional style, our wide choice of designs, colours, glazing and hardware options make it easy to find the right door for your home.

Customer satisfaction is at the heart of what we do. Our friendly team is always on hand with expert advice to help you choose the best door for your needs.

With Classic Composite Doors you're investing in quality, security and long lasting performance, where strength meets style.

Why choose a Classic Composite Door?

Classic Composite Doors are designed to give you the look and feel of a high quality timber door with modern security, insulation and low maintenance.

They're made from several carefully chosen materials including a strong inner core and a hard wearing GRP (glass reinforced plastic) skin.

Key benefits:

High Security

Strong door slabs, reinforced frames, and high security multi-point locking systems help protect your home and deter forced entry.

Energy Efficient

The insulated core and well sealed design help keep warmth in and draughts out, which can reduce heat loss and improve your homes energy efficiency.

Strong and Durable

The GRP outer skin is tough, impact resistant and designed to withstand the knocks of everyday life, helping your door stay in great condition for years.

Weather Resistant

Built to cope with British weather, Classic Composite Doors resist wind, rain and temperature changes far better than many traditional timber doors.

Low Maintenance

There's no regular painting or staining required. A simple wipe down with soapy water is usually enough to keep the door looking fresh.

Style Choice

A wide range of designs, colours, glazing and hardware options means you can choose a door that suits your home and personal taste.

Long Lasting and Sustainable

Because they're so durable and energy efficient, composite doors can be a more sustainable choice over the long term, compared with doors that need frequent replacement or heavy maintenance.

Overall, Classic Composite Doors are a popular choice for homeowners who want a secure, energy efficient and attractive entrance door that's built to last with minimal upkeep.

Looking After The Pennies

All Classic Composite Doors are designed to help keep the warmth in and your energy bills down.

They meet or exceed the current Building Regulations for energy efficiency.

To get technical, new doors sold and fitted in England and Wales must achieve a U-value of 1.8 W/m²K or better (1.6 W/m²K in Scotland).

A U-value is a measure of heat loss, the lower the U-value the better the insulation and the less heat escapes from your home.

Some basic aluminium or PVC panel doors can struggle to meet the 1.8 W/m²K requirement, and are not always supplied with independent test evidence. With Classic Composite Doors you get proven performance, not guesswork.

Independent ratings for peace of mind

Every door in this brochure is rated by the **British Fenestration Rating Council (BFRC)**, so you can see exactly how well it keeps heat in your home, and how it can help you save money on your energy bills.



Weatherproof

Weather Tested Doors

The UK gets a lot of rain, from around 700mm a year in parts of East Anglia to over 3,000mm in the Scottish Highlands.

That's why Classic Composite Doors are engineered to stand up to extreme weather. Our doors are tested in a pressurised chamber with powerful gusting winds of up to 80mph, then sprayed with two litres of water every minute directly onto the face of the door. So even when it's blowing a gale and raining cats and dogs, your Classic Composite Door is designed to help keep your home snug, dry and protected.

WATERTIGHTNESS

Tested in accordance with
BSEN 1027: 2000

AIR PERMEABILITY

Tested in accordance with
BSEN 1026: 2000

WIND RESISTANCE

Tested in accordance with
BSEN 12211: 2000



Winkhaus Multi-Point Locking

Every Classic Composite Door is fitted with a high quality Winkhaus multi-point lock as standard. Steel hooks, a central deadbolt and a robust latch work together to pull the door tightly into the frame and help protect against forced entry. For even more convenience you can upgrade to the latest Winkhaus AV4 autoLock system so your door locks itself every time you close it.

Winkhaus Trulock Multi-Point Locking

Trulock is our trusted everyday multi-point locking system for Classic Composite Doors. Designed specifically for timber and composite doors it uses solid steel hooks and a central latch and deadbolt to secure the door at multiple points along the edge. When you lift the handle and turn the key the hooks engage into the keeps, helping to resist jemmying and forced attack.

Key Benefits:

Multi-Point Locking: Central latch and deadbolt plus two or more solid hook bolts for strong even locking pressure.

Smooth Operation: Available in lever operated and split spindle options for an easy familiar “lift to lock” action.

Designed for Composite Doors: Engineered specifically for timber and composite entrance doors for a precise, reliable fit.

Tested and Accredited: Can be specified as part of PAS 24 and Police Secured by Design door sets when combined with suitable cylinders and hardware.

Winkhaus AV4 autoLock

For homeowners who want maximum convenience as well as security, our upgrade option is the Winkhaus AV4 autoLock. This “slam-shut” multi-point lock automatically throws its hooks, latch and deadbolt every time the door is closed so there’s no need to lift the handle to engage the locking points. A magnetic trigger in the frame activates the mechanism pulling the door tight into the frame, then a quick turn of the key or thumbturn deadlocks the cylinder for full security, whether you’re nipping out, or in for the night.

Key Benefits:

Automatic Multi-Point Locking: When the door is closed the AV4 automatically throws its latch and locking points to pull the door tight into the frame. Simply turn the key or thumbturn to deadlock the cylinder for full security.

Enhanced Sealing and Security: Independently acting hooks pull the door tight into the frame improving both resistance to forced attack and weather performance.

Tested to Modern Standards: AV4 meets PAS 24 enhanced security requirements and is approved under the Police Secured by Design initiative when used in a compliant door set.

Which Locking Option Is Right For You?

Trulock gives you robust high security multi-point locking with a familiar “lift the handle and turn the key” action, ideal for most homes.

AV4 autoLock gives you automatic engagement of the locking points every time the door closes, ideal for busy households, with a quick turn of the key or thumbturn to deadlock the cylinder for full security.

Your installer can talk you through both options and help you choose the best locking system for your Classic Composite Door.

Looking After Your Door

Looking after your Classic Composite Door

Simple care for long lasting good looks.

One of the big advantages of a composite door is how little maintenance it needs. Follow these simple tips to help keep your door looking and performing at its best.

Cleaning the Door and Frame

Wipe down the door and frame regularly with a soft cloth and a mild solution of warm water and a small amount of washing up liquid. Rinse with clean water and dry with a soft cloth to avoid water marks. Remove any stubborn marks gently, never use abrasive pads, wire wool or scouring creams.

What to Avoid

Don't use solvent based cleaners, bleach, harsh chemicals or pressure washers on the door, frame, glass or hardware. Avoid hanging heavy items (wreaths, over door hooks, etc.) that could damage the surface or affect the hardware. Don't cut or drill into the door slab or frame after installation, always ask your installer for advice.

Glass Care

Clean glass with a non abrasive glass cleaner and a soft lint free cloth. Take care not to scrape the surface with rings, keys or sharp objects.

Hardware Care

Wipe handles, letterplates, knockers and hinges with a damp cloth, then dry thoroughly. In coastal or high pollution areas, clean hardware more frequently to remove salt or grime. If required, your installer may recommend a light application of suitable lubricant to moving parts such as hinges and locking points, always follow their guidance.

Seasonal Checks

A couple of times a year, check that screws and fixings on handles, hinges and letterplates are secure. Make sure the door closes smoothly and seals correctly against the frame. If you notice rubbing, draughts or any change in operation, contact your installer.

Need help?

If you're unsure about any aspect of caring for your door, or if something doesn't feel quite right, please speak to your installer for advice before attempting any adjustments yourself.



Profile Options/Colours

At Classic Composite Doors we believe the right frame design is more than a finishing touch, it's part of the overall look and feel of your entrance.



Whether you want a bold statement or a subtle, elegant finish, our range of frame options is designed to complement both traditional and modern homes.

- Available configurations include:
- Single or double sidelights
 - Single or double flag windows
 - Toplights, or combinations of sidelights and toplights
 - Sidelights with midrails


Each option is available in a choice of profiles and colours, giving you the perfect balance of natural light, kerb appeal and long lasting durability. With a Classic Composite Door you're not just choosing a door, you're enhancing your whole entrance.

Frame profile and colour options

Chamfered



Sculptured



Not all colours are available in every profile, ask your installer for full details.



Single Door



Single Door & Toplight



Single Door & Sidelight



Single Door & Sidelight with Midrail



Single Door & Sidelight with Toplight



Single Door & Sidelight with Toplight and Midrail



Single Door & Flag Window



Single Door & Flag Window with Toplight



French Door



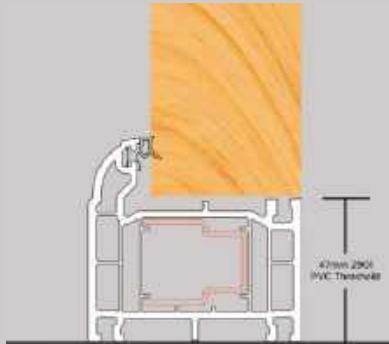
Offset French Door



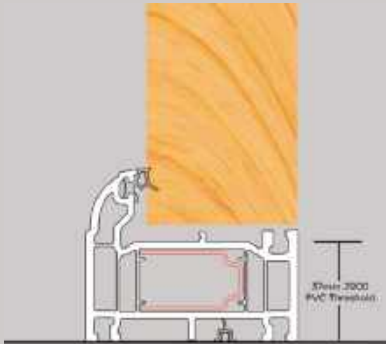
Single Door & Sidelight with Toplights

Threshold Options

Choosing the right threshold helps make your entrance comfortable, weather tight and easy to access. We offer a range of threshold options to suit different homes and requirements, including low and accessible options.



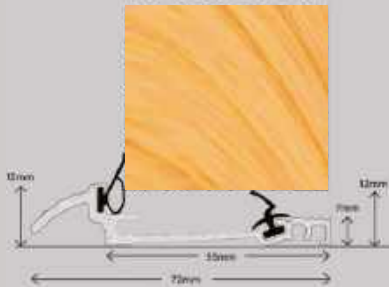
Standard PVC frame



Low level PVC frame.



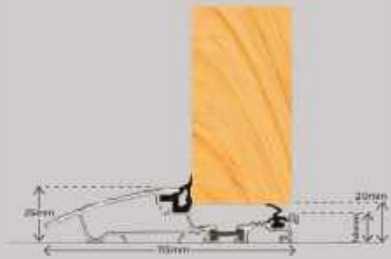
MDS70 Low Aluminium Threshold



MXS15/72 Low Aluminium Threshold



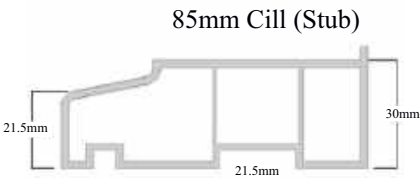
MDS70 Low Aluminium Threshold With Ramp



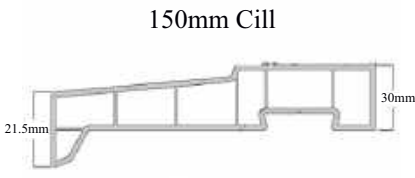
MDS25 Low Aluminium Threshold

Cill Options

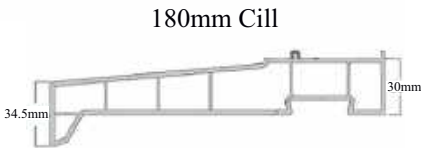
The external cill helps direct rainwater away from your door and brickwork. We offer a choice of depths to suit different brick details and projection requirements.



85mm cill (stub) - slim cill for tight spaces and flush finishes.



150mm cill - standard projection for most installations.



180mm cill - extended projection, ideal where brickwork or render needs extra coverage.

Your installer will recommend the most suitable threshold and cill option based on your property and any access requirements.

Door Colours

Buying a new door means making a few important choices and colour is one of the biggest. We offer one of the largest colour ranges available, with **standard, premium and stained finishes** to suit every style of home.

Standard Colours



White

Red

Green

Blue

Black

Premium Colours



Chartwell Green

Anthracite Grey

Cream

Duck Egg

Agate Grey

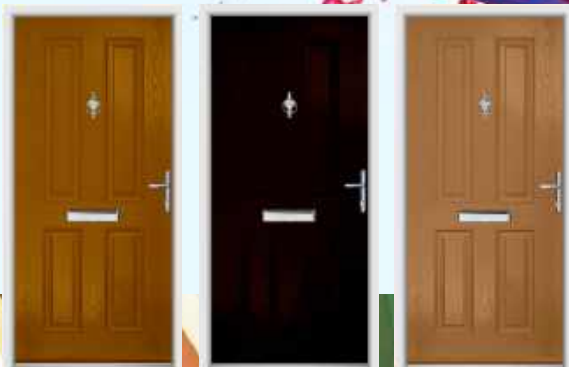
Slate Grey

Black Brown

Any RAL

Any RAL

Stained Colours



Oak

Rosewood

Irish Oak

Colour, Colour, Colour.

Your door can be as individual as you are. We make it as easy as possible to choose the look you want. Above is a selection of our most popular door colours. If you're looking for something different, choose our Any RAL option giving you almost any colour you like, so you can complement your home perfectly.

SFS Dynamic 2D-C Hinge

The best doors don't just look good, they feel good every time you open and close them.

That's where the SFS Dynamic 2D-C hinge comes in.

Engineered for modern entrance doors, it gives a smooth, solid, reassuring action that instantly feels premium.

This hinge is built for long term performance, with robust construction and high quality components that keep your door hanging perfectly true year after year.

It's fully adjustable, so installers can fine tune the position for an exact fit, helping to prevent draughts, rubbing and sagging over time.

Why it makes such a difference:

Smooth, solid door movement, no creaks, dips or dragging.

Precise adjustability: The door can be finely aligned for the perfect fit.

Engineered for durability: Built to perform day in, day out.

Neat, modern look: A clean, engineered finish that suits quality doors.

Choose a door with the SFS Dynamic 2D-C hinge and you're not just buying a stylish entrance, you're choosing the kind of smooth, secure, long lasting performance you notice every single day.



White



Light Brown



Black



Anthracite Grey



Satin Silver



Rosewood



Chrome



Gold

Ultion 3 Star Cylinders

Every Classic Composite Door is supplied with an Ultion 3 Star security cylinder for maximum protection. Ultion locks carry the highest **TS007 3 Star** and **Sold Secure Diamond** ratings and are Police Preferred Specification (Secured by Design), meaning they're tested to resist snapping, drilling, bumping, picking and other common attack methods. An extra strong core and clever "lockdown" technology, help keep your door secure even if the outside of the cylinder is attacked, and the product is backed by Ultion's own security guarantee (see terms and conditions).



ULTION 

**STAYS
LOCKED**

Door Furniture Options

Classic

Elegant details. Exceptional hardware.

Lever/Lever Handle



Lever/Pad Handle



Swan Lever/Lever Handle



Doctors Knocker
Not Available in White or Satin Silver



Letters & Numbers



Letterplate



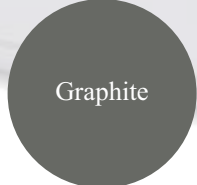

Urn Knocker
With or Without Spyhole



Bullring Knocker



Door Knob



Sweet

Modern detail. Maximum durability.

Lever/Pad Handle



Escutcheon



Contemporary Knocker
With or Without Spyhole




Urn Knocker
With or Without Spyhole


Lever/Lever Handle



Letterplate



Letters & Numbers



Door Furniture Options

Forged Range

Forged character. Modern performance.

Monkey Tail Handle

Noble Handle

Sculptured Handle



Spire Door Knocker

Bull Ring Knocker

Door Knob

Letterplate




Architectural Range

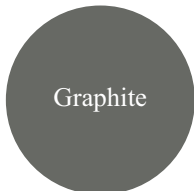

Precision crafted. Bold entrance.

Architectural Knocker

Lever/Lever Handle



Letterplate



Chrome

Gold

Graphite

Bronze

Door Furniture Options

Heritage

Period charm. Modern reliability.


Lever/Lever Handle



Bullring Knocker



Door Knob



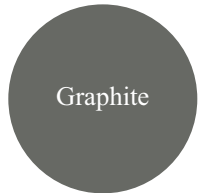
AntiqueBlack



Chrome



Gold



Graphite



Escutcheon

Letterplate



Contemporary

Modern lines. Lasting strength.



Inline Rectangle Handle
900mm or 1200mm



Round Offset Handle
600mm, 1200mm, 1800mm Stainless Steel
1200mm Black



Round Inline Handle
600mm, 1200mm, 1800mm Stainless Steel
1200mm Black



Square Lever
Stainless Steel Only



Letterplate




Escutcheon



Brooklyn Lever



Stainless Steel



Black

Choosing Your New Door

We believe your door should reflect who you are.

That's why every Classic Composite Door we create is made to measure, tailored exactly to your needs.

You can customise everything from the style to the colour, choosing from a wide selection that ranges from classic and timeless to sleek and modern. It's all about giving you the freedom to design a door that's truly your own.



1

Choose your door style

Seven distinctive ranges to choose from, so whatever look you love Traditional, Cottage or Contemporary, there's a Classic Composite Door to suit.

2

Choose your colour

Step up your home's kerb appeal with a choice of standard, premium and stained colours, plus an Any RAL option for something truly individual.

3

Choose your glass

Pick from hundreds of decorative, obscure and bevelled glass designs to add a personal touch and control privacy and light.

4

Choose your hardware

Finish the look with your choice of handles, knockers and letterplates, available in a range of styles and finishes to complement your door.

A close-up, low-angle shot of a teal-colored door with a diamond-patterned window. The door features a classic, multi-layered frame design. The window is made of dark metal bars forming a diamond grid. The background is a light-colored, textured wall.

Traditional Doors

Period Charm. Modern Performance.

The Traditional range offers classic door designs crafted using the latest manufacturing techniques. Inspired by Georgian and Victorian architecture, these doors bring period charm together with all the benefits of modern performance, so you can be sure you'll find a design to suit your home.

Newman & Cagney



Cagney 3 - Very Berry -
Kensington - Clear Numbers



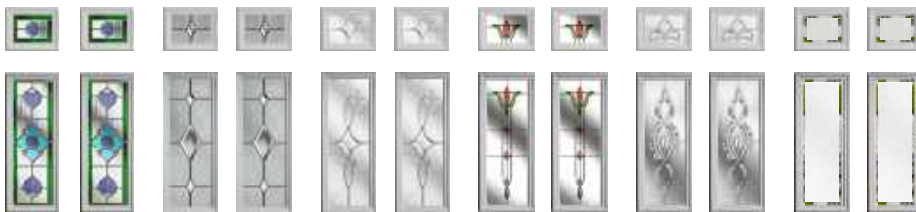
Cagney 1 - Agate Grey - Elan Grey



Newman 4 - Black Brown - Esprit Rose Gold
Rose Gold or Zinc




Art Abstract Art Elegance Art Star Caledonian Rose Classic Crystal Flowers



Dorchester Elan Flair Fleur French Kensington



Elan
Brass or Zinc



Lead Lines Matrix Mayfair



Murano New Orleans Prairie Reflections Roma Satin - Clear Numbers



New Orleans
Rose Gold or Zinc



Simplicity Victorian Border Victorian Border - Clear Numbers

Brass or Zinc



Stewart




Stewart 2 - Blue - Dorchester Blue



Stewart Solid - Red




Stewart 4 - Green - Mayfair




Art Abstract



Art Elegance



Art Star




Beaumont



Caledonian Rose



Classic



Crystal Flowers



Diamond Cut



Diamonds



Elan
Brass or Zinc



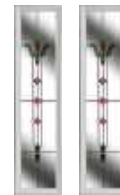
Elan Colour
Red Green Blue Grey



Esprit
Rose Gold or Zinc



Flair



Fleur




French




Horizon



Kensington




Lead Diamonds



Lead Lines



Linear



Matrix



Modena



Murano
Red Green Blue Black Purple



New Orleans
Rose Gold or Zinc



Prairie



Reflections



Retro



Roma



Satin - Clear Numbers



Simplicity
Brass or Zinc



Symphony



Victorian Border



Victorian Border -
Clear Numbers



Stewart Solid



Stewart 2



Stewart 4

Tracy & Brando



Brando - Agate Grey - Art Star



Tracy - Cotton Candy - Reflections



Brando - Florida - Classic




Art Abstract Art Elegance Beaumont Caledonian Rose Clear - Satin Numbers Crystal Flowers




Dorchester Elan
Brass or Zinc Elan Colour
Red Green Blue Grey Esprit
Rose Gold or Zinc Flair Fleur



Fluted French Horizon



Lead Diamonds Lead Lines Matrix Mayfair Modena



New Orleans
Rose Gold (Brando Only) Prairie Retro



Roma Satin - Clear Numbers Simplicity
Brass or Zinc Symphony



Art Star

Tracy

Brando

Olivier



Olivier 3 - Imperial Purple - Reflections



Olivier 1 - London Clay - Esprit
Rose Gold or Zinc



Olivier 5 - Cotswold - Matrix



Art Abstract Art Elegance Art Star Caledonian Rose Classic Clear - Satin Numbers



Crystal Flowers Diamond Cut Diamonds Dorchester Elan Brass or Zinc Elan Colour Flair Fleur



French Kensington Murano Prairie Retro Simplicity Brass or Zinc Victorian Border Victorian Border - Clear Numbers



Grille
{Olivier 1 Only}



Widmark



Widmark 5 - Cream - Holburn



Widmark 3 - Putty
Victorian Border - Clear Numbers



Widmark 1 - Diablo - Fleur



Clear - Satin Numbers




Crystal Flowers




Dorchester



Esprit
Rose Gold or Zinc



Kensington



Kensington - Clear Numbers



Lead Lines



Mayfair



Montana



New Orleans
Rose Gold or Zinc



Satin - Clear Numbers



Victorian Border

Victorian Border - Clear Numbers



Widmark 1



Widmark 3



Widmark 5

Lemmon & Colman




Lemmon - Sage Green - Topaz



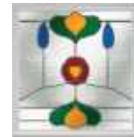
Lemmon Grille - Sunshine - Kensington



Colman - Cotton Candy - Crystal Flowers



Caledonian Rose



Edwardian



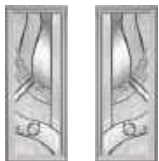
Oak Park



Paris



Victoriana




Art Abstract



Art Star



Caledonian Rose



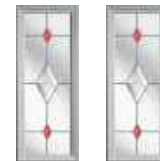
Clear - Satin Numbers



Dorchester




Elan
Brass or Zinc



Elan Colour




Esprit
Rose Gold or Zinc



Finesse



Flair



Fleur




French



Kensington




Kensington - Clear Numbers



Lead Lines



Matrix



Mayfair



Murano



New Orleans
Rose Gold or Zinc



Prairie



Reflections

New Orleans - Zinc



Roma



Satin - Clear Numbers



Victorian Border



Victorian Border - Clear Numbers



Colman Solid



Colman



Lemmon



Lemmon Grille



Lemmon Cruciform

Poitier & Niven



Niven - Diablo - Mayfair



Niven- Distant Blue - Oak Park



Poitier Dentil Shelf - Sunshine - Satin - Clear Numbers



Beaumont



Caledonian Rose



Clear - Satin Numbers



Crystal Flowers



Dorchester
■ ■ ■



Havana



Kensington



Kensington - Clear Numbers



Mayfair



Monteray



Montreal



Prairie



Reflections



Simplicity
 Brass or Zinc



Topaz



Victorian Border




Victorian Border - Clear Numbers



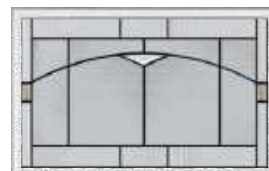
Greenfield



Kensington




Monteray



Topaz



Victorian Border



Fonda



Fonda 1 - Stormy Seas - Diamond Cut



Fonda 2 - Painswick - Lead Lines



Fonda 3 - Red - Murano



Art Abstract



Art Elegance




Beaumont



Caledonian Rose



Clear - Satin Numbers



Crystal Flowers



Elan
Brass or Zinc



Elan Colour
Blue Green Red



Fleur



French



Holburn



Horizon



Kensington



Kensington -
Clear Numbers



Lead Diamonds



Linear



Mayfair




Mini Blind



Modena



Montreal



New Orleans
Rose Gold or Zinc



Prairie



Reflections



Roma



Satin - Clear Lines
& Numbers



Simplicity
Brass or Zinc



Symphony



Victorian Border



Victorian Border -
Clear Numbers



Fonda 1



Fonda 2



Fonda 3



Fonda Grille



Fonda Edge



Fonda Edge Top



Fonda Cruciform

Bogart



Bogart 3 - Slate Grey - Victorian Border - Clear Numbers



Bogart 1 Grille - Cotswold



Bogart 1 - Putty - Esprit
Rose Gold or Zinc



Art Abstract



Art Elegance



Art Star



Caledonian Rose



Classic



Clear - Satin Numbers



Crystal Flowers



Diamond Cut



Fleur



French



Kensington



Kensington - Clear Numbers



Mayfair



Modena



Murano



Prairie



Reflections



Roma



Satin - Clear Lines & Numbers



Satin - Clear Numbers



Simplicity
Zinc



Reflections



Victorian Border



Bogart 1



Bogart 3



Bogart 1 Grille

McQueen & Grant



McQueen - Green - Element



Grant - Victory Blue - Satin Aspen



Grant - Solid Silvered Oak - Panache



Beaumont



Clear - Satin Numbers



Crystal Flowers



Diamond Cut



French



Greenwich



Havana



Matrix



Murano



New Orleans
 Rose Gold or Zinc



Prairie



Reflections



Richmond



Simplicity
 Brass or Zinc



Symphony



Victorian Border



Aurora



Chelsea



Horizon



Kensington



Mini Blind



Modena



Montreal



Satin - Clear Lines
 & Numbers



Strand



Victorian Border -
 Clear Numbers

Cottage Doors

Country Charm. Modern Comfort.



1
2
3

The Cottage range brings classic boarded door styling to life with all the benefits of a modern composite door. With a choice of Cottage, Flush and Farmhouse skins, you can go from neat and understated to more rustic, traditional detail. Inspired by country cottages and barn conversions, these designs add warmth and character to any home while still delivering the security, insulation and low maintenance you expect from Classic Composite Doors.

Farmhouse Grain Skin



Chaplin & Gable

Flush Grain Skin - Cottage Grain Available

Cottage Grain Skin - Flush Grain Available



Chaplin Mid 3C - Cotswold - Elan

Chaplin Small - Grey Oak - Simplicity



Gable Small - Red - Caledonian Rose



Art Abstract



Art Elegance



Caledonian Rose



Classic



Clear - Satin Numbers



Elan
Brass or Zinc



Elan Colour
Grey Blue Green Red



Fleur



Fluted



Kensington



Satin - Clear Numbers




Simplicity
Zinc



Victorian Border



Victorian Border -
Clear Numbers



Chaplin Small

Chaplin Mid 3L

Chaplin Mid 3C

Chaplin Mid 3R

Gable Small

Chaplin & Gable

Farmhouse Grain Skin

Cottage Grain Skin - Flush Grain Available

Flush Grain Skin - Cottage Grain Available



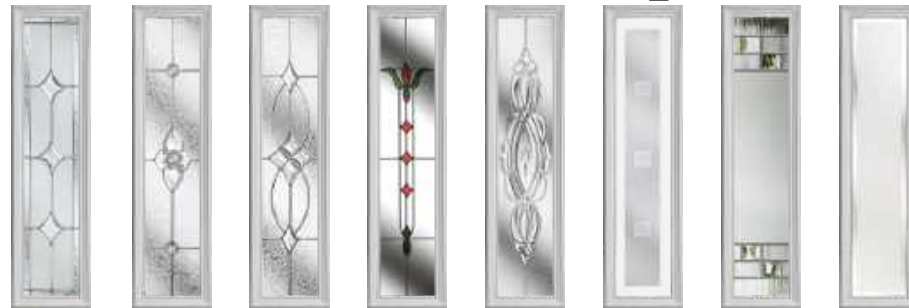
Chaplin Mid C - Pebble Grey - Modena Chaplin 2 Mid C - Duck Egg - Tahoe



Gable Half C - Distant Blue - Dorchester



Art Abstract Art Star Caledonian Rose Clear - Satin Numbers Crystal Flowers Diamonds Elan Brass or Zinc Elan Colour



Esprit Rose Gold or Zinc Finesse Flair Fleur French Greenwich Horizon Kensington Kensington - Clear Numbers Linear Matrix Murano



Mayfair New Orleans Rose Gold or Zinc Prairie Reflections Retro Roma Satin - Clear Numbers Simplicity Brass or Zinc Symphony Victorian Border Victorian Border - Clear Numbers



Chaplin Mid L Chaplin Mid C Chaplin Mid R Chaplin 2 Mid L Chaplin 2 Mid C Chaplin 2 Mid R Gable Half L Gable Half C Gable Half R

Farmhouse Grain Skin



Chaplin & Gable

Cottage Grain Skin - Flush Grain Available

Flush Grain Skin - Cottage Grain Available



Chaplin 1D - Black - Bullseye



Chaplin 5DR - Burgundy
New Orleans - Rose Gold

Gable 3D - Sage Green - Murano



Elan
Brass or Zinc



Elan Colour
■ ■ ■ ■ ■



Art Abstract



Bullseye



Clear - Satin Numbers



Esprit
Rose Gold or Zinc



Greenwich



Kensington



Kensington - Clear Numbers



Murano
■ ■ ■ ■ ■



New Orleans
Zinc



Reflections



Richmond



Satin - Clear Numbers



Simplicity
Brass or Zinc



Tahoe
■ ■ ■ ■ ■



Victorian Border



Victorian Border - Clear Numbers

C

Chaplin 1D

C

Chaplin 2D

C

Chaplin 3D

Chaplin 3DR

Chaplin 3DL

Chaplin 5DR

Chaplin 5DL

Gable 1D

Gable 3D

Chaplin & Gable

Farmhouse Grain Skin



Gable Square - Green

Farmhouse Grain Skin



Gable Square Grille - Very Berry

Cottage Grain Skin - Flush Grain Available



Chaplin Square - Anthracite Grey

Flush Grain Skin - Cottage Grain Available



Chaplin Square Grille - Victory Blue

Further Glass Designs Available Please See Page 24

Chaplin & Gable

Farmhouse Grain Skin



Gable Top - Stormy Seas

Farmhouse Grain Skin



Gable Top Grille - Lawn Grey

Cottage Grain Skin - Flush Grain Available



Chaplin Arch - Red

Cottage Grain Skin - Flush Grain Available



Chaplin Dual - Black

Further Glass Designs Available Please See Pages 18, 22 & 25

Gable Square

Gable Square Grille

Gable Square Cruciform

Gable Top

Gable Top Grille

Gable Top Cruciform

Chaplin Square

Chaplin Square Grille

Chaplin Square Cruciform

Chaplin Top Grille

Chaplin Arch

Chaplin Dual

Cottage Grain Skin - Flush Grain Available



Chaplin 4C - Mouse Grey - Tahoe



Chaplin, Gable & Welles

Flush Grain Skin - Cottage Grain Available

Farmhouse Grain Skin




Chaplin Curve R - Diablo - Prairie



Gable 1 - Sunshine - Murano



Art Abstract	Art Elegance	Art Star	Aurora	Caledonian Rose	Classic
Crystal Flowers	Diamond Cut	Diamonds 	Dorchester 	Elan Brass or Zinc	Elan Colour
Esprit Rose Gold or Zinc	Finesse	Flair	Fleur	Fluted	French
Greenwich	Kensington	Linear	Matrix	Modena	New Orleans Rose Gold or Zinc
Reflections	Retro	Roma	Simplicity Brass or Zinc	Symphony	Victorian Border



Chaplin, Gable & Heston 3/4

Farmhouse Grain Skin

Cottage Grain Skin - Flush Grain Available

Grooved Grain Skin



Gable 3/4 - Corse Lawn - Fluted



Chaplin 3/4 - Chartwell Green - Matrix



Heston 3/4 - Cotton Candy - Reflections



Aurora



Beaumont



Chelsea



Clear -
Satin Numbers



Element



French



Greenwich



Horizon



Kensington



Kensington -
Clear Numbers



Laguna



Linear



Modena



Murano
■ ■ ■
■ ■ ■



Prairie



Satin - Clear
Lines & Numbers



Satin - Clear
Numbers



Simplicity
Zinc



Tahoe
■ ■ ■
■ ■ ■



Victorian
Border



Victorian
Border - Clear
Numbers

C



Chaplin 3/4



Gable 3/4




Heston 3/4

Cottage Grain Skin - Flush Grain Available



Chaplin Long C - Clay- Tahoe



Horizon Kensington Laguna Linear Matrix Mini Blind



Aurora

Chaplin, Gable & Heston

Grooved Grain Skin

Farmhouse Grain Skin



Heston Long C - Florida - Dorchester




Gable Long C - Green - Beaumont



Aurora Chelsea Classic Elan Elan Colour Element Etch Lines Etched Square Fluted Greenwich

Brass or Zinc



Modena Montreal Murano New Orleans Prairie Reflections Richmond Simplicity Strand Symphony Victorian Border

Rose Gold or Zinc



Heston

Grooved Grain Skin



Heston 4 - Light Grey - Tahoe



Grooved Grain Skin



Heston 3 - Solid Silvered Oak - Finesse

Grooved Grain Skin



Heston Solid - Diablo



Aurora



Bullseye



Clear - Satin Numbers



Finesse




Greenwich



Kensington



Kensington - Clear Numbers



New Orleans
Zinc



Richmond



Satin - Clear Numbers



Strand



Tahoe



Victorian Border



Victorian Border - Clear Numbers

Heston Solid

Heston 3

Heston 4

Cottage Grain Skin - Flush Grain Available

March



March Long L - Chartwell Green - Dorchester



Flush Grain Skin - Cottage Grain Available



March Small C - Sunshine - Victorian Border

Cottage Grain Skin - Flush Grain Available



March Long R - Red - Elan



Art Abstract Art Star Aurora Caledonian Rose Crystal Flowers Elan Brass or Zinc Esprit Rose Gold or Zinc Flair



Fleur Fluted French Greenwich Kensington Matrix Murano New Orleans Prairie Reflections Roma Tahoe



Powell

Cottage Grain Skin - Flush Grain Available

Cottage Grain Skin - Flush Grain Available

Flush Grain Skin - Cottage Grain Available



Powell 2 - Florida - Esprit
Rose Gold or Zinc




Powell 3 - Mouse Grey - Reflections



Powell 4 - Sage - Prairie



Art Abstract



Art Star



Aurora



Caledonian Rose



Clear - Satin Numbers



Crystal Flowers



Dorchester




Elan
Brass or Zinc



Elan Colour



Flair



Fleur



Fluted



French



Greenwich



Kensington



Kensington - Clear Numbers



Matrix



Murano



New Orleans
Rose Gold or Zinc



Roma



Satin - Clear Numbers



Symphony



Victorian Border



Victorian Border - Clear Numbers

Powell 2

Powell 3

Powell 4

Cottage Grain Skin - Flush Grain Available

Harrison & Boyer



Harrison H - Coral - Caledonian Rose

Flush Grain Skin - Cottage Grain Available

Cottage Grain Skin - Flush Grain Available



Harrison V - Victory Blue - Matrix



Boyer 2 L - Pepper Oak - Reflections



Art Abstract




Art Elegance



Art Star



Crystal Flowers



Dorchester



Elan
Brass or Zinc



Elan Colour



Esprit
Rose Gold or Zinc



Flair



Fleur



Fluted



French



Kensington



Kensington - Clear Numbers



Murano



Prairie



Roma



Satin - Clear Numbers



Simplicity
Brass or Zinc



Victorian Border



Victorian Border - Clear Numbers



Harrison H

Harrison V

Boyer 2 L

Boyer 2 R

Contemporary Doors

Modern lines. Bold entrances.

Offering ultra modern designs for today's market our Contemporary collection leaves no stone unturned. With the option of flush and smooth door skins, stainless steel glazing details and matching contemporary hardware, these doors make a smart choice for any modern home.

Smooth Skin - Aluminium Inserts



Ford A - Green

Smooth Skin



Ford - Florida

Ford, Stack & Howard

Smooth Skin



Stack - Sunshine



Howard - Cotton Candy

Smooth Skin



Mills R - Stormy Seas

Smooth Skin



Mills L - Diablo

Mills

Smooth Skin - Aluminium Inserts



Mills AR - Pebble Grey



Mills AL - Cotswold

Stack

Howard

Ford

Ford A

Mills R

Mills AR

Mills AL


Mills L

Smooth Skin



Mason - Quartz Grey

Smooth Skin - Aluminium Inserts



Mason A - Coral

Mason & Marvin

Smooth Skin



Marvin L - Florida



Marvin R - London Clay

Smooth Skin



Quinn L - Slate Grey

Smooth Skin



Quinn R - Chartwell Green

Quinn & Ryan

Smooth Skin



Ryan L - Imperial Purple



Ryan R - Corse Lawn

Marvin L

Marvin R

Ryan L

Ryan R

Mason

Mason A

Quinn L

Quinn R

Smooth Skin



Coburn L - Very Berry

Smooth Skin



Coburn R - Coral

Coburn

Smooth Skin



Coburn R - Blue



Coburn L - Burgundy

Smooth Skin



Curtis L - White

Smooth Skin



Curtis R - Black

Curtis

Smooth Skin



Curtis L - Green



Curtis R - Agate Grey

Coburn L

Coburn R

Curtis L

Curtis R

Smooth Skin


Flush Grain Skin - Smooth Available

Mason, Bates & Hackman

Available with or without Painted Cassettes



Mason 4L - Green - Vetro



Bates 3C - Cotswold - Horizon

Smooth Farmhouse Skin
Smooth Available



Hackman 2 - Florida - Reflections

Smooth Farmhouse Skin
Smooth Available



Hackman 1 - Slate Grey
- New Orleans

Smooth Farmhouse Skin
Smooth Available



Hackman 3 - Diablo - Tahoe



Aurora



Bullseye



Clear - Satin Numbers



Fluted



Greenwich



Kensington



Kensington -
Clear Numbers



Laguna



Montreal



Murano



Richmond



Satin - Clear Numbers



Serenity




Symphony



Victorian Border



Victorian Border - Clear Numbers



Stack, Mason, Howard, Duvall, & Brennan

Available with or without Painted Cassettes

Smooth Skin

Smooth Skin - Flush Grain Available



Howard Long L - Putty - Element



Mason Long - Slate - Chelsea



Duvall - Sage Green Murano

Farmhouse Grain Skin




Stack Long - No 38 Grey - Victorian Border



Brennan C - Diablo - New Orleans
Rose Gold or Zinc

Smooth Skin

Smooth Skin



Flush Grain Skin - Smooth Available



Plummer - Traffic Grey - Modena

Plummer, Sutherland, Fairbanks, & Connery

Available with or without Painted Cassettes

Smooth Farmhouse Skin



Connery - Sunshine - New Orleans
Rose Gold or Zinc

Smooth Farmhouse Skin



Sutherland - Sage Green

Smooth Skin - Flush Available



Fairbanks - Red - Symphony



Smooth Skin



Lancaster 1 - Light Grey - Reflections

Lancaster

Available with or without Painted Cassettes

Smooth Skin



Lancaster 1 - Diablo - Havana

Smooth Skin



Lancaster - Sage



Aurora




Beaumont



Chelsea



Clear - Satin Numbers



Crystal Flowers



Element



Fluted



French



Greenwich



Havana



Horizon



Kensington



Kensington - Clear Numbers



Linear



Matrix



Mini Blind



Modena



Montreal



Murano



New Orleans
Rose Gold or Zinc



Richmond



Satin - Clear Lines
& Numbers



Satin - Clear Numbers



Sienna



Strand




Victorian Border



Victorian Border
- Clear Numbers



Lancaster Solid



Lancaster 1

Smooth Farmhouse Skin

Smooth Skin

Meredith, Bickford & Mitchum

Available with or without Painted Cassettes



Meredith - Green - Beaumont

Flush Grain Skin - Smooth Available



Mitchum - Cotton Candy - Modena



Bickford - Blue - French



Art Abstract



Art Elegance



Caledonian Rose




Clear - Satin Numbers




Crystal Flowers



Diamond Cut



Elan
Brass or Zinc



Elan Colour



Fleur



Horizon



Kensington



Kensington -
Clear Numbers



Lead Diamonds



Lead Lines



Linear



Mayfair



Mini Blind



Modena



Murano



New Orleans
Rose Gold or Zinc



Prairie



Reflections



Roma



Satin - Clear
Lines & Numbers




Simplicity
Brass or Zinc



Victorian Border



Victorian Border -
Clear Numbers



Art Abstract



Aurora



Clear - Satin Numbers



Dorchester



Esprit
Rose Gold or Zinc



Greenwich




Kensington



Kensington -
Clear Numbers



New Orleans
Rose Gold or Zinc




Prairie



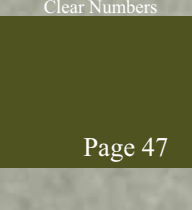
Satin - Clear Numbers



Tahoe



Victorian Border



Victorian Border -
Clear Numbers

Meredith

Mitchum

Bickford

Flush Grain Skin - Smooth Available

Smooth Skin - Flush Grain Available

Holden

Available with or without Painted Cassettes



Holden - Rosewood - Panache


Flush Grain Skin - Smooth Available



Holden - Irish Oak - Kensington



Holden - Clay - Satin Aspen



Aurora



Chelsea



Clear - Satin Numbers



Horizon



Kensington - Clear Numbers



Mini Blind



Modena



Montreal



Satin - Clear Lines & Numbers



Satin - Clear Numbers



Strand



Victorian Border



Holden

Smooth Skin - Flush Grain Available

Smooth Farmhouse Skin

Dean, Flynn & Reed

Available with or without Painted Cassettes



Dean - Cotswold Biscuit - Sienna



Flynn - Sage Green - Kensington

Smooth Skin - Flush Grain Available

Flush Grain Skin - Smooth Available



Reed 4 - London Clay - Strand



Reed 3 - Coral - Matrix



Aurora



Clear - Satin Numbers



Element



Fluted



Greenwich



Horizon



Kensington



Kensington - Clear Numbers



Montreal



Satin - Clear Lines & Numbers



Satin - Clear Numbers



Sienna



Strand



Symphony



Victorian Border



Victorian Border - Clear Numbers



Clear - Satin Numbers




Element




Fluted



Horizon



Kensington



Kensington - Clear Numbers




Laguna



Matrix




Millenium



Montreal



New Orleans
Rose Gold or Zinc



Satin - Clear Numbers



Serenity



Strand



Victorian Border



Victorian Border - Clear Numbers



Dean



Reed 4



Reed 3



Flynn

Flush Grain Skin - Smooth Available

Smooth Skin - Flush Grain Available

Finch & Sinatra

Available with or without Painted Cassettes



Smooth Skin - Flush Grain Available

Flush Grain Skin - Smooth Available





Sinatra R - Very Berry - Victorian Border - Clear Numbers

Finch L - Slate Grey - Tahoe



Finch C - Sunshine - Greenwich

Sinatra C - Painswick - Symphony




Continental Doors

European Style. Stainless Steel Detail.



The Continental range brings a touch of European design to your home. Available with Smooth or Flush door skins, these doors pair clean, modern lines, with striking Inox-style stainless steel glazing details. Slim vertical glass panels, bold colour options, and statement bar handles create a real focal point at the front of your property, while the composite core delivers the strength, security and energy efficiency you expect from Classic Composite Doors.



External Inox Grade 316 Stainless Steel
available in Black, Stainless Steel and Painted finish



Internal glass encapsulated within door skin
for flush finish

Davis

Smooth Skin - Flush Grain Available

Smooth Skin - Flush Grain Available



Davis L - Painswick - Cube

Flush Grain Skin - Smooth Available



Davis R - Irish Oak - Fulham



Davis C - Coral - Masterline

Glass Options



Clear

Cube

Fulham

Masterline

Satin

Inox Cassette Colours

Stainless Steel

Black

Sprayed To Match External Door Colour

Skin Options



Flush

Smooth

The Continental Range of doors is available with two different door skin options. Whichever door colour you choose, either skin option can be selected. The example shown on the right is in the colour Very Berry and is included purely to illustrate the difference between the two options.



Davis L

Davis C

Davis R

Flush Grain Skin - Smooth Available

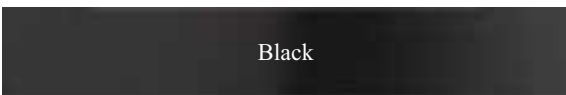


Young C - Burgundy - Strand

Inox Cassette Colours



Stainless Steel



Black



Sprayed To Match External Door Colour

Skin Options



Flush

Smooth

Young

Flush Grain Skin - Smooth Available



Young L - Very Berry - Fulham

Smooth Skin - Flush Grain Available



Young R - Florida - Vapereux

Glass Options



Clear


Fulham

Satin

Strand

Vapereux

The Continental Range of doors is available with two different door skin options. Whichever door colour you choose, either skin option can be selected. The example shown on the left is in the colour Very Berry and is included purely to illustrate the difference between the two options.



Young L

Young C

Young R

Astaire

Flush Grain Skin - Smooth Available



Astaire R - Victory Blue - Kingston

Smooth Skin - Flush Grain Available



Astaire L - Sunshine - Aurora

Smooth Skin - Flush Grain Available



Astaire C - Diablo - Camden

Glass Options



Aurora Clear Clear - Satin Numbers Satin Satin - Clear Numbers

Inox Cassette Colours



Skin Options



Flush

Smooth

The Continental Range of doors is available with two different door skin options. Whichever door colour you choose, either skin option can be selected. The example shown on the right is in the colour Very Berry and is included purely to illustrate the difference between the two options.



Astaire L

Astaire C


Astaire R

Flush Grain Skin - Smooth Available

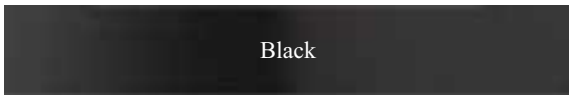


Perkins - Rosewood - Eiger

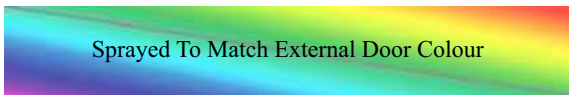
Inox Cassette Colours



Stainless Steel



Black



Sprayed To Match External Door Colour

Skin Options



Flush

Smooth

Perkins

Smooth Skin - Flush Grain Available



Perkins - Sage Green - Camden

Smooth Skin - Flush Grain Available



Perkins - Black - Aurora

Glass Options



Aurora



Clear



Clear -
Satin Numbers



Satin



Satin -
Clear Numbers

The Continental Range of doors is available with two different door skin options. Whichever door colour you choose, either skin option can be selected. The example shown on the left is in the colour Very Berry and is included purely to illustrate the difference between the two options.

Tone

Flush Grain Skin - Smooth Available



Tone R - Anthracite Grey - Richmond

Flush Grain Skin - Smooth Available



Tone C - Distant Blue - Aurora

Smooth Skin - Flush Grain Available



Tone L - Very Berry - Tahoe



Inox Cassette Colours

Glass Options



Clear

Richmond

Satin

Strand

Tahoe



Stainless Steel

Black

Sprayed To Match External Door Colour

Skin Options



Flush

Smooth

The Continental Range of doors is available with two different door skin options. Whichever door colour you choose, either skin option can be selected. The example shown on the right is in the colour Very Berry and is included purely to illustrate the difference between the two options.

Tone L

Tone C

Tone R

Smooth Skin - Flush Grain Available

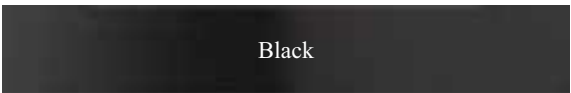


Granger L - Stormy Seas - Quartz

Inox Cassette Colours



Stainless Steel



Black



Sprayed To Match External Door Colour

Skin Options



Flush

Smooth

Granger

Flush Grain Skin - Smooth Available




Granger R+ - Florida - Yukon

Smooth Skin - Flush Grain Available



Granger L - French Pebble Grey - Cielo

Glass Options



Cielo

Clear

Quartz

Satin

Yukon

The Continental Range of doors is available with two different door skin options. Whichever door colour you choose, either skin option can be selected. The example shown on the left is in the colour Very Berry and is included purely to illustrate the difference between the two options.



Granger L

Granger L+

Granger R+

Granger R

Morris

Smooth Skin - Flush Grain Available



Morris - Cotswold - Greenwich

Flush Grain Skin - Smooth Available



Morris - Coral - Vetro

Smooth Skin - Flush Grain Available



Morris - Mouse Grey - Tahoe




Inox Cassette Colours

Stainless Steel

Black

Sprayed To Match External Door Colour

Glass Options



Aurora

Clear

Cube

Richmond

Satin

Tahoe



Skin Options



Flush

Smooth

The Continental Range of doors is available with two different door skin options. Whichever door colour you choose, either skin option can be selected. The example shown on the right is in the colour Very Berry and is included purely to illustrate the difference between the two options.

Give your home a contemporary upgrade with the Heritage range of composite doors from Classic Composite Doors. Inspired by classic steel-look designs, these doors feature sleek, slim sight lines and large areas of glass, while still offering outstanding security and energy efficiency, a smart and stylish choice for any property.



Heritage Doors
Slim Lines. Classic Steel Look Style.

Sanders



Sanders - Urban Black - Clear Glass

Valentino



Valentino R - Urban White - Fluted Glass

Kelly



Kelly - Urban Grey - Kensington Glass

Redgrave



Redgrave - Urban Black - Fluted Glass

Rathbone



Rathbone - Urban White - Clear Glass

Garfield



Garfield - Urban Grey - Kensington Glass

Glass Options



Clear



Fluted



Kensington




Satin

Colour Options



Black-Black



Grey-Grey



White-White



Black-White



Grey-White



Sanders



Valentino R



Valentino L



Kelly



Redgrave



Rathbone



Garfield

Our Stable Doors bring classic charm and everyday convenience to your home. With a top and bottom half that open independently, they're perfect for letting in fresh air while keeping children and pets safely inside.



Stable Doors

Country Charm. Everyday Practicality.



Chaplin Solid Stable - Chartwell Green



Harrison Stable - Sunshine



Douglas Stable - Cotswold



Welles Stable - Coral



Burton Stable - French Pebble Grey



Chaplin 1D Stable - Very Berry



Chaplin 1 Stable - London Clay



Chaplin Small Stable - Slate Grey



Chaplin Square Stable - Diablo {Low Split}



Fonda Stable - Sage Green {Low Split}



Bogart Stable - Painswick {Low Split}



Tracy Stable - Sage {Low Split}



Stewart 2 Stable - Duck Egg {Low Split}



Brando Stable - Cream {Low Split}



Chaplin Arch Stable - Slate {Low Split}

Selecting your glass is easy. Every Stable Door in this brochure is paired with its compatible glazing options, simply refer to the glass shown with the relevant door style to ensure a perfect match in both design and performance.



Compact Doors

Big Performance For Small Spaces.

The Compact range is designed for smaller openings where a standard door just doesn't feel quite right. Ideal for cottages, porches, side entrances and older properties with low head heights, Compact doors are made to measure so they sit neatly in the space you've got. You still get all the security, insulation and low maintenance of a full size Classic Composite Door just in a size that works perfectly for your home.

Compact Compatible Styles

Many of our Compact doors are also available in our Cottage Range, and offers the same great designs but in smaller sizes. Whenever you see a small C next to a Cottage door style, it means that design can also be made as a Compact door.

Big Style for Smaller Spaces

At Classic Composite Doors we know that not every doorway is a standard size, that's why we're excited to introduce our Compact Door Range, a carefully designed range of GRP composite doors made especially for compact entrances, such as those found in heritage homes, miners' cottages, and traditional properties.

Perfect Fit, Premium Quality

Starting from heights as low as 1720mm (including frame and low aluminium threshold), Compact Doors are purpose built for non standard openings, all without compromising on strength, style, or security.

Why Choose Compact Doors?

26 Unique Designs

From timeless classics to modern statements, find the style that suits your home.

40+ Colour Options

Choose from heritage shades or bold contemporary finishes.

40+ Glass Styles

Enhance character, privacy, and natural light with decorative or functional glazing.

Built-in Security

Every door is fitted with the Winkhaus AV4 multi-point lock for maximum protection and peace of mind.

Custom Hardware

Select from sleek lever handles or contemporary pull bars to complete the look.

Compact. Secure. Made for You.

Whether you're restoring a period property or refreshing a cottage full of character, Compact Doors combine the resilience of modern composite construction with the flexibility to suit even the smallest of entrances.

French Doors & Door and a Half



Most door styles in this brochure are available as a French door set or door and a half so you can create a wider entrance that still matches your chosen design. You can complement your new doors with any of our hardware ranges. French doors can be ordered to open in or open out.

Door Gallery



CLASSIC COMPOSITE DOORS

Secure, Energy Efficient Composite Doors

For more information or to find your nearest installer, contact us:

www.distinctive-group.com
enquiries@distinctive-group.com
01354 811 812

Your local supplier:

© 2026 Distinctive Ltd. All rights reserved.

Classic Composite Doors is a brand of Distinctive Ltd.

All the information in this brochure is provided for guidance only and is given in good faith but without warranty or guarantee of any kind whether implied or expressed.

Our policy is to continually improve products. Therefore methods, materials and changes to specification may be made without prior notice.

Colour samples printed in this brochure should only be used as a guide and are as accurate as the printing process allows.